



Grade 1 Weekly Plan

Oct 20-24

SPECIAL ANNOUNCEMENTS

Please check your emails and your child's backpack daily 😊

Remember to:

Log in to Raz-Kids at home to practice reading.

Log in to IXL at home to practice math and ELA concepts.

Please access the 'Resources' section of this document and click on the blue links so that your child may practice the relevant skills daily.

Behaviour Think Sheets: please make sure to sign and return any behaviour think sheets that are sent home with your child the following day to the BC Homeroom Teacher. Please see the form on the think sheet and fill out accordingly. We appreciate you taking the time to read the teacher's comments and support your child with reflecting on their behaviour at home. Teacher's will send an email to inform parents if there is a Think Sheet being sent home with your child.

Book Fair: October 20-22.

Parents are welcome to visit the fair from 6:30-7:10 AM and 2:00-2:30 PM in the Boys Prayer Room (Room 12, Basement).

Jersey Day: October 24, 2024

The PE department will also plan obstacle course activities for grade 1 students on Thursday. This is part of the October Fest Activities that are planned by the students events committee.
















Fall Break October 27-31

Assessments

Math Assessment: Wednesday, October 23rd

List 1B Sight Word Spelling Test: Wednesday, October 23rd

Subject	Learning Objective	Resources
<p>Phonics</p>	<p>The students will view and practice sound cards.</p> <p>Jolly Phonics sounds focus this week: <i>/oa /ie /ee /or /z</i></p> <p>Read Alouds and Story Maps: Discussing characters, settings, problem and solution</p> <p>Sight Word List 1B Spelling Test for Sight Word List 1B: Wednesday, October 23rd</p> <p>Please make sure your child practices spelling and writing the 10 words orally and on paper.*</p>	<p>Sound Card Video</p> <p>Jolly Phonics Book 1</p>
<p>Reading</p>	<p>Over the next few weeks, the students will continue listening to Read Alouds and begin to understand characteristics of a good reader and story elements.</p> <p>Read Aloud Options Week 5: Chester's Way Week 6: David's Drawings Week 7: Lily's Big Day Week 8: Elizabeth's School</p> <p>Plus teacher's choice of Read Aloud</p> <p>Letter ID & Letter Sound Assessments PM Assessments Vocabulary: "Good Readers", concepts of print, front cover, back cover, spine, words, spaces, sentences, characters, setting, problem, solution</p>	<p>Raz-Kids</p> <p>Reading Strategies Animals</p>

<p>Writing</p>	<p>Picture prompt writing 5 STAR sentences Parts of Speech: Nouns, Verbs, Adjectives</p> <p>Term 1 School Wide Write: Picture Prompt Writing</p> <p>Ongoing: 5 Star Writing</p> <div data-bbox="477 472 1187 877" style="border: 1px solid black; padding: 5px;"> <p style="text-align: center;">5 Star Writing</p> <table border="1" style="width: 100%; border-collapse: collapse;"> <tr> <td style="text-align: center;"></td> <td>Capital letter to start my sentence. <i>I see a dog.</i></td> </tr> <tr> <td style="text-align: center;"></td> <td>Punctuation to end my sentence. <i>Where is the dog?</i></td> </tr> <tr> <td style="text-align: center;"></td> <td>Use finger spaces. <i>The dog is brown.</i></td> </tr> <tr> <td style="text-align: center;"></td> <td>Use neat handwriting & phonemic spelling. <i>Kk</i></td> </tr> <tr> <td style="text-align: center;"></td> <td>My sentence makes sense.</td> </tr> </table> </div>		Capital letter to start my sentence. <i>I see a dog.</i>		Punctuation to end my sentence. <i>Where is the dog?</i>		Use finger spaces. <i>The dog is brown.</i>		Use neat handwriting & phonemic spelling. <i>Kk</i>		My sentence makes sense.	<p>Grammar Book</p> <p>What is a noun?</p> <p>What is a verb?</p> <p>What is an adjective?</p>
	Capital letter to start my sentence. <i>I see a dog.</i>											
	Punctuation to end my sentence. <i>Where is the dog?</i>											
	Use finger spaces. <i>The dog is brown.</i>											
	Use neat handwriting & phonemic spelling. <i>Kk</i>											
	My sentence makes sense.											
<p>Math</p>	<p>Students will continue to learn about:</p> <p>Number Sense How many more How many fewer Comparing within 10 First, last, and in between Before, after, and in between</p>	<p>Counting to 100</p> <p>Numbers in the teens</p> <p>Jump Math 1.1</p> <p>IXL</p>										
<p>Socials/ Science</p>	<p>The students will learn about living and nonliving things.</p>											